



# Madison County Recycling

Questions? Call the Recycling Hotline: 1-800-721-2208



Or visit us on line at [www.madisoncounty.org](http://www.madisoncounty.org)

“Yes” Means Items Can Be Recycled. “No” Means items are unacceptable – place in the trash.



## Paper Products and Cardboard




<u>Yes</u>	<u>NO</u>	<u>How To</u>
<p>Yes: All newspaper and inserts</p> <p>Yes: Junk mail and envelopes</p> <p>Yes: Magazines &amp; Catalogs</p> <p>Yes: All Boxboard such as: cereal and other food boxes, gift and tissue boxes, paper towel/toilet rolls</p> <p>Yes: Corrugated cardboard boxes</p> <p>Yes: Pizza boxes</p> <p>Yes: Telephone books</p> <p>Yes: Non-metallic greeting cards &amp; wrapping paper</p> <p>Yes: Paper bags</p> <p>Yes: Plastic retail bags</p>	<p>No: Soiled or wet paper</p> <p>No: Carbon or wax paper</p> <p>No: Folders with metal parts (or spiral books)</p> <p>No: Tissue paper</p> <p>No: Plastic over-wrap</p> <p>No: Milk or juice cartons</p> <p>No: Wax-coated corrugated</p> <p>No: Frozen food, refrigerated or microwave product boxes</p> <p>No: Styrofoam products</p> <p>No: Soda &amp; beer cartons &amp; carriers</p> <p>No: Packaging with plastic or foil coatings or liners</p>	<p>* All items need to be clean and dry</p> <p>* Remove all plastic liners</p> <p>* Flatten and make into bundles</p> <p>* Material may be placed together in a clear plastic bag or loose in recycling bin</p> <p>* Set out next to or on top of recycling bin, if one is used</p> <p>* Protect from the rain</p> <p>* Do not tie with tape or wire</p> <div style="text-align: center;">  <span style="font-size: 2em; margin: 0 10px;">Or</span>  </div>

## Textiles

<p>Yes – All clean, dry clothing</p> 	<p>No: Rugs or carpets</p> <p>No: Plastic or rubber items</p> <p>No: <u>Moist, wet, oily, torn</u> or <u>stained</u> materials</p> <p>No: Small fabric scraps</p> <p>No: Shoes or sneakers</p> <p>No: Blankets, sheets or sleeping bags</p>	<p>* Buttons and zippers are okay</p> <p>* Place Textiles in sealed clear plastic bag.</p> <p>* Set out next to or on top of recycling bin, if one is used</p> 
--	---	--

## KEEP PAPER AND TEXTILES SEPARATE FROM CONTAINERS

<p><b>How to Recycled Containers:</b> All glass, plastic and metal containers may be placed together in the same clear plastic bag or recycling bin. Remove and discard plastic lids and caps and rinse containers thoroughly.</p>	 <span style="font-size: 2em; margin: 0 10px;">Or</span> 
--	---

<b>Glass: Green Amber, Clear</b>	<b>Plastic: Bottles, Jugs, Jars &amp; Plastic Bags</b>	<b>Metal Cans &amp; Aluminum</b>
<p><u>Yes</u></p> <p>Yes: Food and beverage containers</p> <p>Yes: Deposit Bottles</p> 	<p><u>Yes</u></p> <p>Yes: Deposit Bottles</p> <p>Yes: Milk and water jugs</p> <p>Yes: Soap and detergent bottles</p> <p>Yes: Any plastic bottles, jugs, stackable tubs, or jars with recycling symbols #s 1-7.</p> 	<p><u>Yes</u></p> <p>Yes: Food &amp; beverage containers</p> <p>Yes: Deposit cans</p> <p>Yes: Aluminum foil, plates &amp; trays</p> <p>Yes: Empty aerosol cans</p> 
<p><u>No</u></p> <p>No: Window or auto glass</p> <p>No: Light bulbs</p> <p>No: Ceramic or crystal</p> <p>No: mirrors</p>	<p><u>No</u></p> <p>No: Plastic toys or pails</p> <p>No: Bottles that contained motor oil or other hazardous products go in the trash</p>	<p><u>No</u></p> <p>No: Hazardous products</p> <p>No: Pots, pans or other Misc, scrap metal items. These should be placed in the Scrap Metal container at the transfer station</p>